Proof of the Hardy-Littlewood K-tuple Conjecture in the Distribution of Numbers Coprime with the Primorial

Tim Samshuijzen

TimSamshuijzen@gmail.com

Wageningen, Netherlands

January 2025

Abstract

In the symmetries in the numbers that are coprime with the primorial we find proof of the Hardy-Littlewood K-tuple Conjecture and, consequently, the Twin Prime Conjecture. Using a primorial-based sieve, called the *bitstring sieve*, we prove that the number of prime k-tuples between p_n^2 and p_{n+1}^2, where p_n is the n-th prime, approaches monotonic growth as n increases. Hardy and Littlewood's statistical predictions concerning prime k-tuples and twin primes are correct.

1 Introduction

The Hardy-Littlewood K-tuple Conjecture stands as one of the most long-standing problems in analytic number theory. Proposed by G. H. Hardy and J. E. Littlewood in their 1923 paper *Some problems of 'Partitio numerorum'; III: On the expression of a number as a sum of primes* [1], as part of their broader investigations into the distribution of primes, the conjecture is a cornerstone of their circle method approach. It asserts that given a set of k linear forms, where each form is $n + a_i$ with distinct constants $a_1, a_2, \ldots, a_k$, there are infinitely many integers n such that all k values produced by these forms are simultaneously prime, provided there are no inherent modular restrictions preventing this. In short, it predicts the asymptotic frequency with which certain patterns of primes appear.

In this paper, we present a proof of the Hardy-Littlewood K-tuple Conjecture. The starting point of the proof is a description of the *bitstring sieve*. The bitstring sieve is an abstract model of the smallest program of binary instructions that generates the primes, running on a digital computing machine with unlimited memory. We derived this minimal program from the periodicities and symmetries observed in the sequence of least prime factors (OEIS A020639). An Internet search reveals that the bitstring sieve is equivalent to the sieve conceived by Pete Quinn [2], who shared his design and idea in a thread on primegrid.com in 2011. No further references to this particular design were found.

The bitstrings generated by the bitstring sieve is a recording of the creation and elimination of *candidate primes*, telling the story of how candidate primes become either primes or composites. Candidate primes are the numbers coprime with the primorial, represented as bit value 1. The visual pattern of 1s in a bitstring clearly shows the periodicities and symmetries in the numbers coprime with the primorial. These patterns, often called *primorial patterns*, are well known. Primorial patterns are the symmetric and periodic patterns observed at the primorial scale when generating primes by means of a sieving process, such as with the sieve of Eratosthenes. A practical application that utilizes primorial patterns is, for example, the Sieve of Pritchard, or wheel sieve. Examples of theoretical work on primorial patterns are: Dennis R. Martin's *Proofs Regarding Primorial Patterns* 2006 [3] and *On the Infinite Series Characterizing the Elimination of Twin Prime Candidates* 2006 [4], Mario Ziller's *On differences between consecutive numbers coprime to primorials* 2020 [5], and Fred B. Holt's *Patterns among the Primes* 2022 [6]. There exist many more online resources about primorial patterns than cited here.

2 The Bitstring Sieve

The bitstring sieve is defined as a recurrence relation, such that its output is used as input for the next iteration. An iteration involves finding the next prime in the input and then generating the output, which is then used as input for the next iteration, and so on.

Let S be the set of outputs generated by the bitstring sieve. S represents the total state space of the bitstring sieve. For each p_n, where p_n is the n-th prime, there is a sequence $S_{p_n} \in S$:

$$S = \{S_2, S_3, S_5, S_7, S_{11}, \dots\}$$

Each sequence S_{p_n} is a *bitstring*, a finite-length sequence of binary digits $S_{p_n} \in \{0, 1\}^*$.

Let a bitstring be noted as $(b_1, b_2, \cdots, b_n)$, where $b_i \in \{0, 1\}$ and n is the length of the bitstring. For example, bitstring $(1, 0, 0, 0, 1, 0)$ has length 6.

Notation:

- $(b_1, b_2, \cdots, b_n)$: Represents individual bits in the bitstring.
- $|s|$: The length of the bitstring s.
- $s[i]$: The i-th bit in the bitstring s, where indexing starts from 1.

The bitstrings of S are generated by the following recurrence relation.

Initial condition:
Let S_1 be the bitstring (1). S_1 is not a member of S, but it serves to get the recurrence relation started. We can regard 1 as the 0-th prime.

$$S_1 = (1)$$

Recurrence relation:
Given bitstring S_{p_n}, where p_n is the n-th prime, the next bitstring $S_{p_{n+1}}$ is obtained by:

$$\begin{aligned} p_{n+1} &= NEXT1(S_{p_n}) \\ S_{p_{n+1}} &= AND(CONCAT(S_{p_n}, p_{n+1}), NOT(STRETCH(S_{p_n}, p_{n+1}))) \end{aligned} \tag{1}$$

The set of functions $NEXT1$, AND, $CONCAT$, NOT and $STRETCH$ is the *instruction set* of the bitstring sieve. The instruction set is defined below.

NEXT1
Let $NEXT1(s) : \{0,1\}^k \to \mathbb{Z}$ be a function that takes as input bitstring s, and returns the (1-based) index of the first occurrence of 1 in s after the first 1 at index 1 (or the length of the bitstring s plus 1 if such an occurrence does not exist), as defined in:

$$NEXT1(s) = \begin{cases} \text{index of first 1 in } s \text{ after index 1}, & \text{if such 1 exists} \\ |s| + 1, & \text{otherwise} \end{cases}$$

AND
Let $AND(s1, s2) : \{0,1\}^k \times \{0,1\}^k \to \{0,1\}^k$ be a function that takes as input bitstrings $s1$ and $s2$, where $|s1| = |s2|$, and returns a new bitstring with the same length, where each bit is the result of the logical AND operator applied to the corresponding bits in $s1$ and $s2$, as defined in:

$$OR(s1, s2) = (s1[1] \wedge s2[1], s1[2] \wedge s2[2], \cdots, s1[|s1|] \wedge s2[|s2|])$$

Where $\wedge$ represents the logical AND operator.

CONCAT
Let $CONCAT(s, n) : \{0,1\}^k \times \mathbb{Z} \to \{0,1\}^{k \times n}$ be a function that takes as input bitstring s and positive integer $n > 0$, and returns a new bitstring with length $n \times |s|$, filled with bits of s in modular fashion, as defined in:

$$CONCAT(s, n) = s \circ s \circ \cdots \circ s \quad \text{(n times)}$$

Where $\circ$ denotes concatenation, such that the bitstring s is repeated n times, and the result is a bitstring of length $|s| \times n$.

NOT
Let $NOT(s) : \{0,1\}^k \to \{0,1\}^k$ be a function that takes as input bitstring s, and returns a new bitstring with the same length, where each bit is the logical inverse of corresponding bit in s, as defined in:

$$NOT(s) = (\neg s[1], \neg s[2], \cdots, \neg s[|s|])$$

Where $\neg$ represents the logical NOT operator.

STRETCH
Let $STRETCH(s,n) : \{0,1\}^k \times \mathbb{Z} \to \{0,1\}^{k \times n}$ be a function that takes as input bitstring s and positive integer $n > 0$, and returns a new bitstring with length $n \times |s|$, where bits from s are mapped to a position n times farther than their original position, and the positions in between are padded with 0s, as defined in:

$$STRETCH(s,n) = (r[1], r[2], \cdots, r[|s| \times n])$$

Where:

$$r[i] = \begin{cases} s[\frac{i}{n}], & \text{if } i \text{ is a multiple of } n \\ 0, & \text{otherwise} \end{cases}$$

The first bitstrings generated by the recurrence relation are:

$$\begin{aligned}
S_2 &= (1,0) \\
S_3 &= (1,0,0,0,1,0) \\
S_5 &= (1,0,0,0,0,0,1,0,0,0,1,0,1,0,0,0,1,0,1,0,0,0,1,0,0,0,0,0,1,0) \\
S_7 &= (1,0,0,0,0,0,0,0,0,0,1,0,1,0,0,0,1,0,1,0,0,0,1,0,0,0,0,0,1,0,\dots)
\end{aligned}$$

In words, the recurrence relation (1) works as follows. Given bitstring S_{p_n} as input, the next bitstring $S_{p_{n+1}}$ is obtained in two steps. The first step is to determine the next prime p_{n+1}, that is, to find the index of the second occurrence of 1 in S_{p_n}, skipping the first 1 at index 1. (If such a 1 is not found, which only happens when iterating from S_1 to S_2, and from S_2 to S_3, then continue searching back from the start of the bitstring, where the first bit is always 1.) The second and last step is to create the next bitstring $S_{p_{n+1}}$, by concatenating p_{n+1} copies of S_{p_n}, and then for each 1 in the original S_{p_n}, say at index i, invert the 1 in $S_{p_{n+1}}$ that is at index $p_{n+1} \cdot i$.

Figure 1 shows the operations performed by the bitstring sieve when advancing from bitstring S_3 to bitstring S_5. The 0s are represented as white squares, and the 1s are represented as black squares (a convention used throughout this paper). The numbers in the squares indicate the index of the bit in the bitstring. A, B and C are intermediate registers to show what happens at each step.

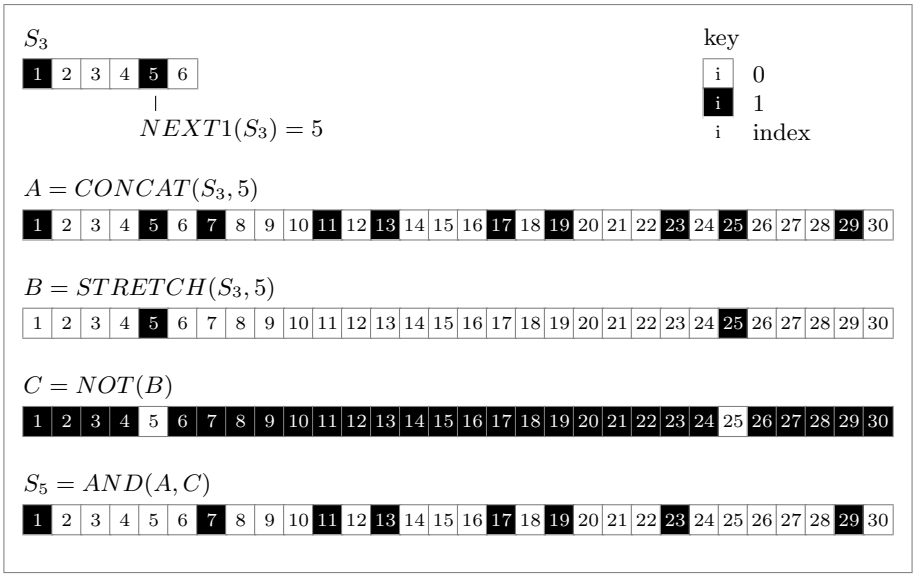

Figure 1: Recurrence relation applied to S_3 to obtain S_5

The 0s (the white squares) in a bitstring S_{p_n} have indices that are not coprime with $p_n\#$, which are either the numbers between 1 and p_n, or the numbers we call *definite composites*. The indices of the 1s (the black squares) in a bitstring S_{p_n} are the numbers that are coprime with $p_n\#$. The 1s after index 1 represent the *candidate primes* after prime p_n. A candidate prime is either a composite, in which case it will at some iteration be marked as a definite composite, or it is a prime, in which case it will survive all the rounds of elimination until it is found by the $NEXT1$ operation. The 1s in S_{p_n}, in addition to being candidate primes, serve as sources for generating and eliminating larger candidate primes in subsequent bitstrings. Even if a candidate prime is actually a composite, say at index c, it still serves its purpose as a generator of new candidate primes until its elimination at iteration $S_{lpf(c)}$, where $lpf(c)$ is the least prime factor of c.

Equivalent to the recurrence relation in (1), a bitstring S_{p_n} can be defined more directly as follows:

$$S_{p_n} = (b_1, b_2, ..., b_{p_n\#})$$

Where $p_n\#$ is the n-th primorial, and:

$$b[i] = \begin{cases} 1, & \text{if } i \text{ is coprime with } p_n\# \\ 0, & \text{otherwise} \end{cases}$$

3 Symmetry in the bitstrings

The length of bitstring S_{p_n}, where p_n is the n-th prime, is equal to the primorial function $p_n\#$, i.e. the product of all primes up to and including the n-th prime.

$$|S_{p_n}| = p_n\# = \prod_{i=1}^{n} p_i \tag{2}$$

The sequence of primorial numbers is listed in OEIS A002110.

The index of the bit halfway a bitstring at $\frac{|S_{p_n}|}{2}$ is its *index of symmetry*. The pattern of 1s and 0s are modular-symmetric on either side of this index. In other words, each bitstring S_{p_n} is palindromic. This is because each function ($CONCAT$, NOT, $STRETCH$ and AND) in the recurrence relation (1) conserves symmetry given symmetric input.

A method for visualizing the overall structure and symmetry of the bitstrings in S is to draw the bitstrings as rows of black and white squares, with each bitstring scaled to equal width, and drawn beneath each other. The symmetry in this fractal-like structure becomes apparent when aligning the indices of symmetry in each bitstring, by simply shifting each bitstring by half a square width to the right, in modular fashion (as if the structure is cylindrical). The result is shown in Figure 2. Each horizontal row corresponds with a bitstring in S. The first row is S_2, the next row is S_3, etc.



Figure 2: Fractal-like structure of the bitstrings in S

If the width of this fractal-like structure is set to a length of 1, then its height is the sum of the reciprocals of the primorials, which converges very rapidly to 0.70523....

$$\sum_{n=1}^{\infty} \frac{1}{p_n\#} \approx 0.70523\cdots$$

See the decimal expansion in OEIS A064648. The heights of the bitstrings after S_7 are too small for print, so we represent this convergent area at the bottom as a gray horizontal line. That gray line, slightly enlarged to make it visible, contains all the bitsrings from S_{11} to infinity. The surface of the bottom of this structure is undefined, as there is no such thing as the largest prime.

4 Candidate prime k-tuples

Let us investigate the recurrence relation (1) and derive formulations for the distribution of 1s in the bitstrings of S.

When iterating from S_{p_n} to $S_{p_{n+1}}$, the $CONCAT$ function outputs p_{n+1} times as many 1s as there are in S_{p_n}, and the $NOT\text{-}STRETCH$ operation

eliminates as many 1s as there are in $S_{p_{n-1}}$. Therefore, the number of 1s in bitstring S_{p_n}, which we write as $p_n\#_1$, is equal to:

$$p_n\#_1 = \prod_{i=1}^{n}(p_i - 1) \tag{3}$$

The sequence of $p_n\#_1$ per n is listed in OEIS A005867.

$p_n\#_1$ relates to Euler's totient function ϕ as follows:

$$\begin{aligned} p_n\#_1 &= \prod_{i=1}^{n}(p_i - 1) \\ &= \prod_{i=1}^{n} p_i \prod_{i=1}^{n}\left(1 - \frac{1}{p_i}\right) \\ &= p_n\# \prod_{i=1}^{n}\left(1 - \frac{1}{p_i}\right) \\ &= \phi(p_n\#) \end{aligned}$$

Let a *candidate twin prime* be a subsequence in a bitstring that matches $(1, 0, 1)$. A bitstring S_{p_n} is periodic over the entire number line, beyond the length of the bitstring, so we include the candidate twin prime at index 1 and index $(p_n\# - 1)$. When iterating from S_{p_n} to $S_{p_{n+1}}$, the $CONCAT$ function creates p_{n+1} copies of the candidate twin primes in S_{p_n}, and the $NOT\text{-}STRETCH$ operation eliminates 2 candidate twin primes for each candidate twin prime in S_{p_n}. The number of candidate twin primes in S_{p_n}, denoted as $p_n\#_2$, where $p_n > 2$, is as follows:

$$p_n\#_2 = \prod_{i=2}^{n}(p_i - 2)$$

We define $p_1\#_2 = 2\#_2 = 1$, because in S_2 we encounter $(3, 5)$ when wrapping around in modular fashion. The sequence of $p_n\#_2$ per n is listed in OEIS A059861.

In addition to counting the number of candidate twin primes, $p_n\#_2$ also counts the number of *candidate cousin primes*, i.e. occurrences of bit pattern $(1, 0, 0, 0, 1)$.

$p_n\#_2$ can be written as:

$$
\begin{aligned}
p_n\#_2 &= \prod_{i=2}^{n}(p_i - 2) \\
&= \prod_{i=2}^{n}(p_i - \frac{2 \cdot p_i}{p_i}) \\
&= \prod_{i=2}^{n} p_i \prod_{i=2}^{n}(1 - \frac{2}{p_i}) \\
&= \frac{p_n\#}{2} \prod_{i=2}^{n}(1 - \frac{2}{p_i})
\end{aligned}
$$

The bit sequence (1,0,1,0,0,0,1,0,1) is a *candidate prime quadruplet*. For example, this sequence can be found in S_5 at index 11, corresponding with prime quadruplet $(11, 13, 17, 19)$, a constellation of the form $(p, p+2, p+6, p+8)$. This candidate prime sextuplet is copied 7 times into S_7, of which $(7 - (4 \cdot 1)) = 3$ survive, at indices $11, 101, 191$. These 3 candidate prime quadruplets are copied 11 times into S_{11}, of which $(33 - (4 \cdot 3)) = 21$ survive. These 21 candidate prime sextuplets are copied 13 times into S_{13}, of which 189 survive. The number of candidate prime quadruplets in S_{p_n}, where $p_n > 4$, denoted as $p_n\#_4$, is as follows:

$$
p_n\#_4 = \prod_{i=3}^{n}(p_i - 4)
$$

We define $2\#_3 = 1$ and $3\#_3 = 1$, because in S_2 we encounter $(3, 5, 7, 9, 11)$, and in S_3 we encounter $(5, 7, 11, 13)$. The sequence of $p_n\#_4$ per n is listed in OEIS A059863.

The bit sequence (1,0,0,0,1,0,1,0,0,0,1,0,1,0,0,0,1) is a *candidate prime sextuplet*. For example, this sequence can be found in S_5 at index 7, corresponding with the prime sextuplet $(7, 11, 13, 17, 19, 23)$, a constellation of the form $(p, p+4, p+6, p+10, p+12, p+16)$. This candidate prime sextuplet is copied 7 times into S_7, of which only 1 survives, at index 97. This candidate prime sextuplet is copied 11 times into S_{11}, of which 5 survive. These 5 candidate prime sextuplets are copied 13 times into S_{13}, of which 35 survive. The number of candidate prime sextuplets in S_{p_n}, denoted as $p_n\#_6$, where $p_n > 6$, is as follows:

$$
p_n\#_6 = \prod_{i=4}^{n}(p_i - 6)
$$

The sequence of $p_n\#_6$ per n is listed in OEIS A059865.

The general pattern of *candidate prime k-tuples* is as follows:

> *Whatever sequence of* 1*s and* 0*s can be found in bitstring* S_{p_n}*, all occurrences of these sequences are copied* p_{n+1} *times into* $S_{p_{n+1}}$*, and subtracted as many times as the number of occurrences of these sequences in the original* S_{p_n} *multiplied by the number of* 1*s in the common sequence.*

The number of candidate prime k-tuples in bitstring S_{p_n}, denoted as $p_n\#_k$, where $k > 0$, is as follows:

$$p_n\#_k = \prod_{i=\pi(k+1)}^{n} (p_i - k) \tag{4}$$

For simplicity, from hereon in this paper we define a prime k-tuple as: *a prime k-tuple is a pattern that is counted by the function* $p_n\#_k$.

5 Density of candidate prime k-tuples and the Twin Primes Constant

The average distance between the centers of two nearest candidate prime k-tuples of type $k > 0$ in bitstring S_{p_n}, denoted as $G_{p_n,k}$, is as follows:

$$\begin{aligned} G_{p_n,k} &= \frac{p_n\#}{p_n\#_k} \\ &= \frac{\prod_{i=1}^{n} p_i}{\prod_{i=\pi(k+1)}^{n}(p_i - k)} \\ &= \frac{p_{(\pi(k+1)-1)}\# \cdot \prod_{i=\pi(k+1)}^{n} p_i}{\prod_{i=\pi(k+1)}^{n}(p_i - k)} \\ &= p_{(\pi(k+1)-1)}\# \cdot \prod_{i=\pi(k+1)}^{n} \frac{p_i}{p_i - k} \\ &= p_{(\pi(k+1)-1)}\# \cdot \prod_{i=\pi(k+1)}^{n} \frac{1}{1 - \frac{k}{p_i}} \end{aligned} \tag{5}$$

Where π is the prime counting function.

$G_{\infty,1}$ is at the pole of Euler's product formula for the Riemann zeta function ζ:

$$\begin{aligned} \lim_{n\to\infty} G_{p_n,1} &= \prod_{i=1}^{\infty} \frac{1}{1 - \frac{1}{p_i}} \\ &= \zeta(1) \end{aligned}$$

The pole at $\zeta(1)$, i.e. the harmonic series, can be interpreted as representing the average distance between candidate primes at infinity. By analytic continuation, $\lim_{\delta\to 0}\zeta(1+i\cdot\delta)=\gamma-\infty\cdot i$, where γ is the Euler–Mascheroni constant $\gamma=0.57721\cdots$.

Let $D_{p_n,k}$ be the reciprocal of $G_{p_n,k}$, such that $D_{p_n,k}$ is a measure for the average density of candidate prime k-tuples in bitstring S_{p_n}.

$$\begin{aligned} D_{p_n,k} &= \frac{1}{G_{p_n,k}} \\ &= \frac{p_n\#_k}{p_n\#} \\ &= \frac{1}{p_{(\pi(k+1)-1)}\#}\cdot\prod_{i=\pi(k+1)}^{n}(1-\frac{k}{p_i}) \end{aligned} \tag{6}$$

Although the number of candidate prime k-tuples in S_{p_n} grows primorially with increasing n for any $k>0$, the density of candidate prime k-tuples tends to zero as n goes to infinity. For any $k>0$:

$$\lim_{n\to\infty}\frac{p_n\#_k}{p_n\#}=\lim_{n\to\infty}\frac{1}{p_{(\pi(k+1)-1)}\#}\cdot\prod_{i=\pi(k+1)}^{n}(1-\frac{k}{p_i})=0$$

Let us consider the distribution of least prime factors over the natural number line. Let L_{p_n} be the density of positive integers having p_n as its least prime factor. We can express L_{p_n} as follows:

$$\begin{aligned} L_{p_n} &= \frac{p_{n-1}\#_1}{p_n\#}=\frac{\phi(p_{n-1}\#)}{p_n\#} \\ &= \prod_{i=1}^{n}\frac{1}{p_i}\cdot\prod_{i=1}^{n-1}(p_i-1) \\ &= \frac{1}{p_n-1}\cdot\prod_{i=1}^{n}\frac{p_i-1}{p_i} \\ &= \frac{1}{p_n-1}\cdot\prod_{i=1}^{n}(1-\frac{1}{p_i}) \end{aligned}$$

Every positive integer has one least prime factor, therefore, the sum of densities L_{p_n} for all $n>0$ is 1.

$$\sum_{n=1}^{\infty}\frac{p_{n-1}\#_1}{p_n\#}=\sum_{n=1}^{\infty}\left(\frac{1}{p_n-1}\cdot\prod_{i=1}^{n}(1-\frac{1}{p_i})\right)=1 \tag{7}$$

Where $p_0\#_1 = 1$. This expression (7) helps to understand what happens during the elimination process of the bitstring sieve. Halfway each iteration of the recurrence relation, a thin slice of the candidate primes is eliminated from the concatenated bitstring. The candidate primes eliminated are the composites with the new prime as its least prime factor. The pattern of eliminations is just a scaled-up version of the pattern of candidate primes in the previous bitstring, and just as symmetric and uniform. The net result can be interpreted as follows:

> *During sieving, as the candidate primes are gradually and macroscopic-uniformly being thinned out (become sparser), the net effect is that the average distance between nearest candidate prime k-tuples gradually increases, resulting in clusters of intact candidate prime k-tuples, of which a deterministic number survive in the next iteration.*

The rate of change in average distance between neighboring candidate prime k-tuples depends on k because a candidate prime k-tuple has k chances of being eliminated per iteration. To illustrate, a candidate single prime has one chance of being eliminated per iteration, and a candidate twin prime has two chances of being eliminated per iteration (and never a double hit in a single iteration). This implies that, per iteration, the rate of change in distance between candidate twin primes is proportional to the rate of change in distance between single candidate primes squared. This is expressed as:

$$G_{p_n,2} \approx \frac{G^2_{p_n,1}}{2 \cdot C_2}$$

Where C_2 is Hardy-Littlewood's Twin Primes Constant, and 2 is to align with their formulation. Solving for C_2 we obtain the original formulation of Hardy and Littlewood.

$$
\begin{aligned}
C_2 &= \lim_{n\to\infty} \frac{1}{2} \cdot G_{p_n,1}^2 \cdot \frac{1}{G_{p_n,2}} \\
&= \lim_{n\to\infty} \frac{1}{2} \cdot \left(\frac{p_n\#}{p_n\#_1}\right)^2 \cdot \frac{p_n\#_2}{p_n\#} \\
&= \lim_{n\to\infty} \frac{1}{2} \cdot \left(\prod_{i=1}^{n} \frac{p_i}{p_i - 1}\right)^2 \cdot 2 \cdot \prod_{i=2}^{n} \frac{p_i - 2}{p_i} \\
&\equiv \prod_{i=2}^{\infty} \frac{p_i}{p_i - 1} \cdot \prod_{i=2}^{\infty} \frac{p_i}{p_i - 1} \cdot \prod_{i=2}^{\infty} \frac{p_i - 2}{p_i} \\
&\equiv \prod_{i=2}^{\infty} \frac{p_i}{p_i - 1} \cdot \prod_{i=2}^{\infty} \frac{p_i - 2}{p_i - 1} \\
&\equiv \prod_{i=2}^{\infty} \frac{p_i \cdot (p_i - 2)}{(p_i - 1)^2} \\
&\equiv \prod_{i=2}^{\infty} \left(1 - \frac{1}{(p_i - 1)^2}\right) \\
&\approx 0.6601618\cdots
\end{aligned}
$$

6 At the border between candidate primes and definite primes

The indices of the candidate primes (the 1s) in bitstring S_{p_n} after index p_n and before p_n^2 are the prime numbers between p_n and p_n^2. These indices are prime because in S_{p_n} the index of the first 1 that is composite is p_{n+1}^2. The next composite after p_{n+1}^2 is at index $(p_{n+1} \cdot p_{n+2})$, followed by either p_{n+2}^2 or $(p_{n+1} \cdot p_{n+3})$. Figure 3 shows where this relatively microscopic region is located in the overall bitstring.

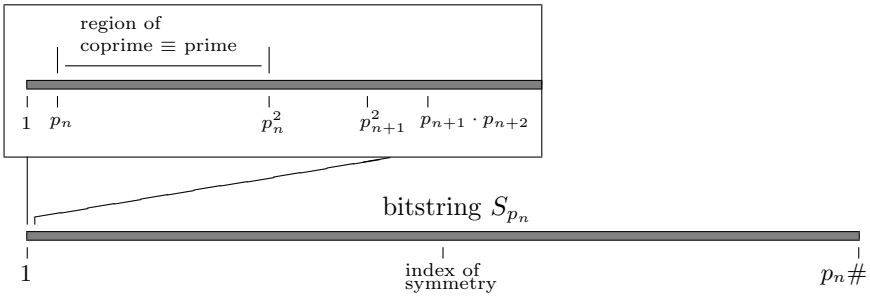

Figure 3: p_n^2 - the border between candidate primes and definite primes

When the sieve completes its iteration of generating bitstring S_{p_n}, then from the sieve's perspective, not yet knowing p_{n+1}, the candidate primes between p_n and p_n^2 are *definite primes*. p_n^2 is at the border between the candidate primes and the definite primes, or the *border of candidate prime elimination*. When observing the progression of bitstring S_{p_n} as n increases, the border of candidate prime elimination travels with a velocity of p_n^2 along the number line, into a stationary and right-ward growing structure that is gradually and symmetrically being thinned out. At each iteration, the border of candidate prime elimination passes over a non-empty set of 1s, which in itself proves there are infinitely many primes. As a demonstration of this method, the proof of the infinitude of primes can be written as follows:

(Yet another) proof that there are infinitely many primes
The distance between p_n^2 and p_{n+1}^2, or the sequence OEIS A069482, is relatively smallest when p_n and p_{n+1} are twin primes, at which point the distance between p_n^2 and p_{n+1}^2 is $4p_n + 4$, or $4p_{n+1} - 4$. A jump from p_n^2 to p_{n+1}^2 therefore always covers a distance of at least $4p_n + 4$. The largest distance between candidate primes in S_{p_n} is $2p_{n-1}$, and therefore the lower bound of the number of candidate primes between p_n^2 and p_{n+1}^2 is at least $\frac{4p_n+4}{2p_{n-1}}$, which is at least 2, which is more than 1. $\square$

Alas, there is no equivalent and easy proof of the infinitude of twin primes. For reference, the largest distance (from middle to middle) between candidate twin primes in S_{p_n} per n is listed in OEIS A144311 (plus 1). The largest distance between candidate twin primes is not always smaller than $4p + 4$. For example, in S_{17} the largest distance between candidate twin primes from middle to middle is 108, which is greater than $19^2 - 17^2 = 72$. However, the average number of candidate twin primes per distance $(p_{n+1}^2 - p_n^2)$ does increase with increasing n.

If we assume the candidate twin primes are uniformly distributed throughout S_{p_n}, which on the macroscopic scale is so, we can estimate how many

candidate twin primes exist on average in a relatively microscopic region between p_n^2 and p_{n+1}^2. We express this as follows:

$$\pi_2(p_{n+1}^2) - \pi_2(p_n^2) \approx \frac{(p_{n+1}^2 - p_n^2)}{2} \cdot \prod_{i=2}^{n} \frac{p_i - 2}{p_i}$$

Where $\pi_2(x)$ is the number of twin primes less than x.

If the distribution of candidate twin primes in the bitstrings is uniform on average, then we expect:

$$\lim_{n\to\infty} \frac{\pi_2(p_{n+1}^2) - \pi_2(p_n^2)}{\frac{(p_{n+1}^2 - p_n^2)}{2} \cdot \prod_{i=2}^{n} \frac{p_i - 2}{p_i}} = 1 \tag{8}$$

If the candidate prime k-tuples are uniformly distributed throughout S_{p_n}, then A_{k,p_n}, the average number of candidate prime k-tuples of type k between p_n^2 and p_{n+1}^2, is as follows:

$$\begin{aligned} \pi_k(p_{n+1}^2) - \pi_k(p_n^2) &\approx A_{k,p_n} \\ A_{k,p_n} &= \frac{p_{n+1}^2 - p_n^2}{G_{p_n,k}} \\ &= \frac{p_{n+1}^2 - p_n^2}{\frac{p_n\#}{p_n\#_k}} \\ &= (p_{n+1}^2 - p_n^2) \cdot \frac{p_n\#_k}{p_n\#} \\ &= \frac{p_{n+1}^2 - p_n^2}{p_{(\pi(k+1)-1)}\#} \cdot \prod_{i=\pi(k+1)}^{n} \frac{p_i - k}{p_i} \end{aligned} \tag{9}$$

Where $\pi_k(x)$ is the number of prime k-tuples of type k with a center index less than x.

A_{k,p_n} increases with increasing n, albeit slowly for large k. On average, the region swept by p_n^2 at each iteration captures ever more candidate prime k-tuples with increasing n. This means that, on average, if we assume uniform distribution of candidate prime k-tuples in S_{p_n}, that at each iteration of the recurrence relation ever more candidate prime k-tuples become definite prime k-tuples. For any prime k-tuple of type $k > 0$:

$$\lim_{n\to\infty} A_{k,p_n} = \lim_{n\to\infty} \left(\frac{p_{n+1}^2 - p_n^2}{p_{(\pi(k+1)-1)}\#} \cdot \prod_{i=\pi(k+1)}^{n} \frac{p_i - k}{p_i} \right) = \infty \tag{10}$$

This result in itself is not yet a strong proof of the K-tuple Conjecture because it assumes a uniform distribution of candidate prime k-tuples in a relatively microscopic region of a bitstring. For each k we know exactly how many candidate prime k-tuples exist in S_{p_n}, but these numbers do not tell us their exact locations. We know the constellations are distributed uniformly at the macroscopic level, by definition, and we know the constellations are stationary structures relative to the number line, but we have not disproved the possibility that after some large prime there somehow emerges some rogue wave of bias toward eliminating candidate prime k-tuples of type k just ahead of p_n^2, preventing any further candidate prime k-tuple from becoming prime. To investigate whether such phenomena are even possible in the sieve's mechanism, let us extend the bitstring model, as to study more deeply the symmetries in the process of eliminating candidate primes, as to better understand what is happening during the $NOT\text{-}STRETCH$ operation. Our goal is to isolate the "candidate prime eliminator" as a mathematical object, as to determine which parameters play a defining role, and investigate whether there exists the possibility for the emergence of a sustained rogue wave of bias toward eliminating all candidate prime k-tuples of type k just ahead of p_n^2. Note that we are free to change the design or representation of a prime-generating sieve or recurrence relation, provided that the information in its instructions and state is conserved.

7 The Bitmatrix Sieve

A bitstring S_{p_n} can be shaped into a $p_n \times p_{n-1}\#$ matrix. Such a matrix we call a *bitmatrix*. The benefit of this extra dimension is that it reveals more clearly the symmetries in the process of eliminating candidate primes, and how this relates to the residue systems encoded in the bitstrings.

Let M be the set of bitmatrices formed from the bitstrings in S. As an example, the bitmatrices M_5 and M_7 are shown in Figure 4.



Figure 4: Bitmatrices M_5 and M_7

Zooming out, we can just about get bitmatrix M_{11} in full view, as shown in Figure 5.

Figure 5: Bitmatrices M_2 - M_{11}

In this matrix format, the candidate primes (black squares) are arranged in columns. Each black column has exactly one white square, because exactly one of these numbers will be divisible by prime p_n. These single white squares per black column is the process of eliminating candidate primes in action. The multiples of p_n are distributed as a saw-tooth pattern across the table because the width of the table is not divisible by its height. When sieving bitmatrices, we observe that the black columns remain in place until its top square turns

white, either because it is a composite (having the new prime as its least prime factor), or when it is processed as being the next prime. In this matrix-view we observe clearly (more than was already visible in the bitstrings of S) that the overall structure of the candidate primes remains stationary relative to the number line, further justifying the interpretation of p_n^2 as being something that travels with that speed over a stationary structure as n increases. By interpreting n as time, the top row of the bit matrix represents the near-future, and the bottom row represents the far-future, with the index of symmetry representing the mid-future. An elimination in the bottom row of the matrix will take the sieve eons before reaching it, and notice it as an extra gap in the search for the next prime.

Let us construct a new sieve, the *bitmatrix sieve*, that generates the bitmatrices in M.

Let M be the set of outputs generated by the bitmatrix sieve. For each prime p_n there is a matrix M_{p_n} in M:

$$M = \{M_2, M_3, M_5, M_7, M_{11}, \dots\}$$

Each matrix M_{p_n} is a *bitmatrix*, a matrix of binary digits. The referencing of entries in the bitmatrix is by a single 1-based index, where $index = column + ((row - 1) \times width)$. For example, in bitmatrix M_3 with 6 columns, bit b_7 at $M[7]$ refers to the first bit (column 1) in the second row. The format of a bitmatrix is:

$$\begin{bmatrix} b_1 & \dots & b_{columns} \\ \dots & \dots & \dots \\ b_{((rows-1)\times columns)+1} & \dots & b_{rows\times columns} \end{bmatrix}$$

Where $b_i \in \{0, 1\}$.

The recurrence relation that generates the set M is as follows.

Initial condition:
Let M_2 be the first member of M, a 2×1 bitmatrix.

$$\mathbf{M_2} = \begin{bmatrix} 1 \\ 0 \end{bmatrix}$$

Recurrence relation:
Given bitmatrix M_{p_n}, where p_n is the n-th prime, the next bitmatrix $M_{p_{n+1}}$ is obtained by:

- In bitmatrix M_{p_n}, starting after index 1, locate the next occurrence of bit value 1. Let p_{n+1} be this index.

- Let $M_{p_{n+1}}$ be a $p_{n+1} \times p_n\#$ bitmatrix. The contents of $M_{p_{n+1}}$ is filled as follows.
  - Fill each row in $M_{p_{n+1}}$ with a flattened copy of M_{p_n}. To flatten is to reshape the matrix such that all rows are concatenated to form a single row (effectively forming bitstring S_{p_n}).
  - For each column in $M_{p_{n+1}}$ that is filled with 1s, zero the entry that has an index that is divisible by p_{n+1}.

Equivalently, bitmatrix M_{p_n} can be defined more directly as follows:

$$\mathbf{M_{p_n}} = \begin{bmatrix} b_1 & \dots & b_{p_{n-1}\#} \\ \dots & \dots & \dots \\ b_{((p_n-1)\times p_{n-1}\#)+1} & \dots & b_{p_n\#} \end{bmatrix}$$

Where:

$$b_i = \begin{cases} 1, & \text{if } i \text{ is coprime with } p_n\# \\ 0, & \text{otherwise} \end{cases}$$

A bitmatrix's index of symmetry is halfway its bitstring length. For example, the index of symmetry of M_7 is at index $\frac{7\#}{2} = 105$. A bitmatrix is centrosymmetric, meaning that pairs of entries that are on opposite sides of the index of symmetry, i.e. having indices that add up to $p\#$, always have the same bit value. A bitmatrix has an even number of columns therefore its index of symmetry lies half a column to the left of its geometric center. Notice that this "half-an-integer shift to align with symmetry" is a recurring theme in prime-generating sieves.

8 Residue Systems and Elimination Masks

As is visible in Figure 4 and Figure 5, the candidate primes (black squares) are grouped in *black columns*. In bitmatrix M_{p_n} there are $p_{n-1}\#_1$ such black columns. Each black column has exactly one white square because the indices in each column of M_{p_n} form a complete residue system $\pmod{p_n}$, such that each column has exactly one entry that is divisible by p_n. Furthermore, any horizontal sequence of p_n entries also form a complete residue system $\pmod{p_n}$. Therefore, any $p_n \times p_n$ section of M_{p_n} contains a set of all rotations of the complete residue system $\pmod{p_n}$. We can therefore interpret the elimination process as a $p_n \times p_n$ *elimination mask* being applied sequentially along the matrix. Let us proceed with this approach and isolate a description of the eliminator as an elimination mask.

In bitmatrix M_{p_n}, the elimination mask is applied $\frac{p_{n-1}\#}{p_n}$ many times, which is never a whole number, leaving a relatively small fractional part of $\frac{p_n \bmod p_{n-1}\#}{p_n}$. The elimination masks are center-aligned around the index of symmetry, and the last column is always aligned such that it intersects the bottom row that is a multiple of p_n. The elimination masks are therefore centrosymmetrically placed around the bitmatrix's index of symmetry. Figure 6 shows the E_7 elimination masks highlighted in green in bitmatrix M_7. Red borders are drawn around each elimination mask.

M_7

1	2	3	4	5	6	7	8	9	10	11	12	13	14	15	16	17	18	19	20	21	22	23	24	25	26	27	28	29	30
31	32	33	34	35	36	37	38	39	40	41	42	43	44	45	46	47	48	49	50	51	52	53	54	55	56	57	58	59	50
61	62	63	64	65	66	67	68	69	70	71	72	73	74	75	76	77	78	79	80	81	82	83	84	85	86	87	88	89	90
91	92	93	94	95	96	97	98	99	100	101	102	103	104	105	106	107	108	109	110	111	112	113	114	115	116	117	118	119	120
121	122	123	124	125	126	127	128	129	130	131	132	133	134	135	136	137	138	139	140	141	142	143	144	145	146	147	148	149	150
151	152	153	154	155	156	157	158	159	160	161	162	163	164	165	166	167	168	169	170	171	172	173	174	175	176	177	178	179	180
181	182	183	184	185	186	187	188	189	190	191	192	193	194	195	196	197	198	199	200	201	202	203	204	205	206	207	208	209	210

Figure 6: M_7 with E_7 elimination masks (i.e. multiples of 7) highlighted in green

The elimination mask E_{p_n} for M_{p_n} is a $p_n \times p_n$ bitmatrix, defined as:

$$\mathbf{E_{p_n}} = \begin{bmatrix} b_1 & \dots & b_{p_n} \\ \dots & \dots & \dots \\ b_{((p_n-1)\times p_n)+1} & \dots & b_{p_n \times p_n} \end{bmatrix}$$

Where:

$$b_i = \begin{cases} 0, & \text{if } T_{p_n}(i) \text{ is divisible by } p_n \\ 1, & \text{otherwise} \end{cases} \tag{11}$$

Where:

$$T_{p_n}(i) = \frac{p_{n-1}\#}{2} - \frac{p_n - 1}{2} + ((i-1) \bmod p_n) + \left\lfloor \frac{i-1}{p_n} \right\rfloor \cdot p_{n-1}\#$$

Note that the elimination mask is almost equivalent to the *NOT-STRETCH* operation in the bitstring sieve, except that the elimination mask contains less information, as it will indiscriminately double-eliminate numbers that are already marked as composite, and have no knowledge upfront about which

candidate primes it eliminates. We find that the elimination mask approach produces a somewhat convoluted description of the candidate eliminator. We can do better with a more minimal description, by deriving a formula for determining which row in a given black column is eliminated in the next iteration.

9 Isolating the candidate prime eliminator

A minimal description of the candidate prime eliminator is that of a single diagonal line, or rather, a coil around a cylinder. A bitmatrix is modular, such that its ends can be joined together to form a cylinder, either by joining the horizontal ends, or by joining the vertical ends. In other words, a bitmatrix can be interpreted as a torus. There are two ways of wrapping the coil of elimination around the bitmatrix, either by $\pmod{p_{n-1}\#}$ or by $\pmod{p_n}$. We can either wrap around the bitmatrix in horizontal direction while stepping down, or wrap around vertically while stepping right. The first option rotates around the cylinder with a period of $\pmod{p_{n-1}\#}$ steps, while the second option rotates around the cylinder with a period of $\pmod{p_n}$ steps. The first option corresponds more directly to the definition of the recurrence relation, but it is the second option for which we seek a formulation because we are interested in an expression for determining which row in a given black column is eliminated in the next iteration.

Shown in the right side of Figure 7 is an illustration of the candidate prime eliminator, a mathematical object that resides in a cylinder. The other side of the cylinder (within the same torus), shown on the left, hosts the candidate primes. The coordinate systems of the two cylinders are inverses of each other, and transforming one into the other is akin to turning a punctured torus inside-out, whilst ensuring the symmetries are maintained.

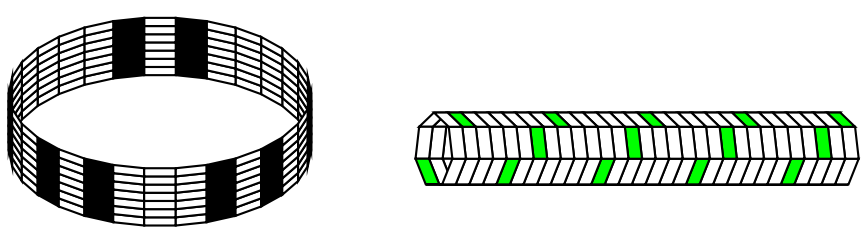

Figure 7: The two cylinders in the torus of M_7. The left cylinder contains the candidate primes (before the elimination step), and the right cylinder contains the candidate prime eliminator.

We seek a formula for J_{p_n}, the increment in row index modulo p_n per increment in column index. J_{p_n} is an integer greater than 0 and less than p_n. Knowing J_{p_n} allows us to describe the candidate prime eliminator for M_{p_n} with just two parameters, namely p_n and J_{p_n}, since we know its center is 0 (mod p_n). The congruence relations are as follows.

$$T_{p_n}(\frac{p_n^2}{2}+1) \equiv 0 \pmod{p_n}$$

$$T_{p_n}(\frac{p_n^2}{2}+1) + 1 + J_{p_n} \cdot p_{n-1}\# \equiv 0 \pmod{p_n}$$

Therefore:

$$1 + J_{p_n} \cdot p_{n-1}\# \equiv 0 \pmod{p_n}$$

With J_{p_n} we have a formulation for the candidate prime eliminator in bitmatrix M_{p_n}, which can can be thought of as a rotating object that passes from left to right over the bitmatrix, rotating with a frequency of $\frac{2 \cdot \pi \cdot J_{p_n}}{p_n}$ radians per column shift. J_{p_n} can be any integer value greater than 0 and less than p_n, any choice will ensure a periodic visit to each row per shift in p_n columns, but J_{p_n} is the only integer greater than 0 and less than p_n such that the eliminator passes through both p_n and the index of symmetry.

J_{p_n} answers the question: how many times to add $p_{n-1}\#$ to p_n for it to be divisible by p_n. To isolate J_{p_n} involves finding the modular inverse of $p_{n-1}\#$ modulo p_n. Finding the modular inverse requires first knowing the specific numbers of the congruence relations, implying there is no direct formula for calculating J_{p_n}. It is a puzzle that you can only start to attempt solving after first knowing $p_{n-1}\#$. When $p_{n-1}\#$ and p_n are both known, J_{p_n} can be calculated by an algorithm, such as by sieving, or by exhaustively searching by adding and checking divisibility, or by the Extended Euclidean Algorithm.

When J_{p_n} is known, we have a formula for $R_{p_n}(c)$, the "row index of elimination" in M_{p_n}, for any given column index $c \geq 1, c \leq p_{n-1}\#$.

$$R_{p_n}(c) = 1 + ((J_{p_n} \cdot c) \bmod p_n)$$

Values of J_p for the first 6 primes are:

$$J_2 = 1$$
$$J_3 = 1$$
$$J_5 = 4$$
$$J_7 = 3$$
$$J_{11} = 10$$
$$J_{13} = 10$$

The sequence of J_{p_n} per n is listed in A081617.

The distribution of J_{p_n} is the same as the distribution of throwing $(p_n - 1)$-sided dice. This result implies that, on average, each row in a bitmatrix will have near-equal numbers of eliminations. The distribution of J_{p_n} is stochastic, such that:

$$\lim_{n\to\infty} \frac{\sum_{q=1}^{n} \frac{J_{p_q}}{p_q}}{n} = \frac{1}{2} \tag{12}$$

This result implies there cannot be any sustained bias for near-future eliminations over far-future eliminations, and therefore impossible for some everlasting rogue wave of bias to appear after some large prime that purposely targets all candidate prime k-tuples of any chosen $k > 0$ as to eliminate them all just ahead of p^2. Furthermore, the value of J_{p_n}, particularly when n is large, has very little impact on the distribution of eliminations per row in the bitmatrix. With increasing n, the number of eliminations in each row approaches the average value of $\frac{p_{n-1}\#_1}{p_n}$.

To remove all doubt, even if the values of J_{p_n} were not stochastic, its impact is not enough to create any significant bias. If there were a demon in the sieve that manipulates the result of J_{p_n}, purposely targeting all candidate prime k-tuples of type k that lie just ahead of p_n^2, the number of eliminations per row remains nearly the same. To illustrate this, Table 1 shows the number of candidate primes eliminated per row in bitmatrix M_{11}, for all possible manipulations of J. The column $J_{11} = 10$ represents the actual value for J_{11}. Notice that manipulation J has no impact on the number of eliminations in the first row. This goes to show that the value of J has no significant impact on the near future, let alone what happens just ahead of p_n^2. It means that the density of 1s in bitstring S_{p_n} just ahead of p_n^2 is representative of the density of 1s throughout the entire bitstring.

		manipulated J									J_{11}
		1	2	3	4	5	6	7	8	9	10
row	1	4	4	4	4	4	4	4	4	4	4
	2	4	5	6	3	5	5	4	4	3	4
	3	5	4	4	5	4	6	3	3	4	5
	4	3	4	4	5	3	5	5	4	6	4
	5	6	5	3	4	3	4	4	5	5	4
	6	3	4	5	6	4	4	4	5	3	5
	7	5	3	5	4	4	4	6	5	4	3
	8	4	5	5	4	4	3	4	3	5	6
	9	4	6	4	5	5	3	5	4	4	3
	10	5	4	3	3	6	4	5	4	4	5
	11	4	3	4	4	5	5	3	6	5	4

Table 1: Number of candidate prime eliminations per row in M_{11} per manipulation of J. Actual value of $J_{11} = 10$.

In this table for bitmatrix M_{11} the differences in the number of eliminations per row are still relatively large, when compared with the average value of $4\frac{4}{11}$, but in the tables for larger primes the differences in the number of eliminations per row get relatively smaller, all gradually approaching the average value of $\frac{p_{n-1}\#_1}{p_n}$. For example, in M_{19} the average number of eliminations per row is $4850\frac{10}{19}$, and the actual values range from 4846 to 4854. These differences are too small to create any significant bias toward eliminating particular candidate prime k-tuples just ahead of p_n^2, especially so when n is large. This is additional proof that A_{k,p_n}, the average number of candidate prime k-tuples of any type $k > 0$ between p_n^2 and p_{n+1}^2 (where candidate primes are definite primes), increases on average with increasing n, steadily approaching monotonic growth. We conclude there are infinitely many prime k-tuples, which are distributed as statistically predicted by Hardy and Littlewood.

10 Proof of the Hardy-Littlewood K-tuple Conjecture

In the recurrence relation that defines the primes, such as in the bitstring sieve or bitmatrix sieve, symmetry and modularity of the candidate primes (coprimes with the primorial) is conserved at the primorial scale. During the process of sieving, when the candidate primes are gradually and uniformly (uniform at the macroscopic scale) being thinned out, i.e. candidate primes become sparser, the net effect is that the average distance between nearest candidate prime k-tuples gradually increases, resulting in clusters of intact candidate prime k-tuples, of which a deterministic number survive into the next iteration.

If we were to watch the generation of bitstrings or bitmatrices as an animation per iteration of the recurrence relation, each iteration being an overlay of the previous iteration, in the pattern of 1s we would observe a giant growing symmetrical structure, slowly being eaten away at the outer edges one by one, and each time a thin slice of candidate primes getting eliminated. The border of candidate prime elimination passes over the left side of this structure with a "speed" of p_n^2 (relative to the natural number line), passing over gradually increasing numbers of candidate prime k-tuples of all sizes at each iteration. A_{k,p_n}, the average number of candidate prime k-tuples in S_{p_n} between p_n^2 and p_{n+1}^2, increases with increasing n. On average, at each iteration, more and more candidate prime k-tuples become definite prime k-tuples.

$$\lim_{n\to\infty} A_{k,p_n} = \lim_{n\to\infty}\left(\frac{p_{n+1}^2 - p_n^2}{p_{(\pi(k+1)-1)}\#} \cdot \prod_{i=\pi(k+1)}^{n} \frac{p_i - k}{p_i}\right) = \infty$$

The candidate prime eliminator of the bitmatrix sieve, which has a frequency of J_{p_n} per column shift, is the modular diagonal line that eliminates the multiples of p_n. Calculating J_{p_n} requires knowledge of $p_{n-1}\#$ and solving a congruence puzzle, which becomes more and more difficult to solve as p_n increases. The distribution of values for J_{p_n} is cryptographically guaranteed to be stochastic, guaranteed by the fact that primes do not divide each other. Therefore:

$$\lim_{n\to\infty} \frac{\sum_{q=1}^{n} \frac{J_{p_q}}{p_q}}{n} = \frac{1}{2}$$

The distribution of J_{p_n} (OEIS A081617) is the same as the distribution of throwing $(p_n - 1)$-sided dice. It implies that when n increases, there will on average be more and more candidate prime k-tuples surviving the eliminations until p_n^2 passes over them. Furthermore, we can always find larger primes with larger values of A_{k,p_n}, as to include more and more statistically expected candidate prime k-tuples between p_n^2 and p_{n+1}^2.

The symmetries maintained by the recurrence relation that defines the primes prohibit any possibility of a sustained local phenomenon, such as a rogue "bow wave" of elimination, to somehow emerge ahead of p_n^2. Such phenomena are guaranteed not to happen, guaranteed by the fact that primes do not divide each other. Furthermore, to remove all doubt, even if J_{p_n}'s value somehow goes rogue after some large prime, such that J_{p_n}'s value selects for the most number of eliminations of candidate prime k-tuples of type k in the region just ahead of p_n^2, it would not be sufficient to prevent all candidate prime k-tuples from becoming definitely prime k-tuples, because the impact of the value of J_{p_n} on the locations of the eliminations is just a little noise in the distribution, especially so when p_n is large.

By the time a large composite candidate prime is eliminated before p_n^2 passes over, it has spawned an enormous number of new candidate primes, which in turn keep spawning countless new candidate primes in subsequent iterations, and keep doing so even after the original composite is eliminated. The candidate prime eliminator has no chance of targeting and stopping all k-tuples of type k before p_n^2. We conclude that no matter how many times you sieve, there will forever be new opportunities for candidate prime k-tuples to survive the eliminator and reach p_n^2 as to become definite prime k-tuples.

11 Conclusion

We conclude there exist infinitely many twin primes and prime k-tuples, occurring at asymptotic frequency, as predicted by Hardy and Littlewood.

References

[1] G. H. Hardy and J. E. Littlewood. "Some problems of 'Partitio numerorum'; III: On the expression of a number as a sum of primes". In: *Acta Mathematica* 44 (1923), pp. 1–70. DOI: 10.1007/BF02403921. URL: https://doi.org/10.1007/BF02403921.

[2] Pete Quinn. *Newbie Question - Sieving based on primorial patterns and symmetry*. 2011. URL: https://www.primegrid.com/forum_thread.php?id=2991.

[3] Dennis R. Martin. *Proofs Regarding Primorial Patterns*. 2006. URL: https://oeis.org/A005867/a005867.pdf.

[4] Dennis R. Martin. *On the Infinite Series Characterizing the Elimination of Twin Prime Candidates*. 2006. URL: https://oeis.org/A121406/a121406.pdf.

[5] Mario Ziller. *On differences between consecutive numbers coprime to primorials*. 2020. URL: https://arxiv.org/abs/2007.01808.

[6] Fred B. Holt. *Patterns among the Primes: A study of Eratosthenes sieve*. Kindle Direct Publishing, 2022. ISBN: 9798831607314. URL: https://www.amazon.com/dp/B0B2TY72XJ/.